


# Submittal

## Split System Cooling 5.0 Ton

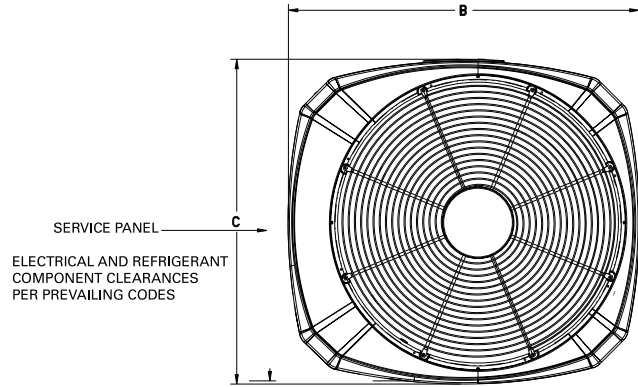
4A7A3060D1000P



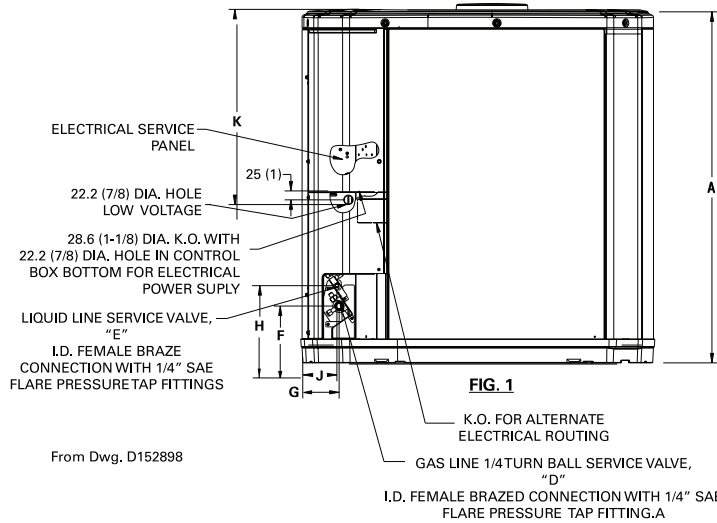
TAG: \_\_\_\_\_

### ▲ SAFETY WARNING

Only qualified personnel should install and service the equipment. The installation, starting up, and servicing of heating, ventilating, and air-conditioning equipment can be hazardous and requires specific knowledge and training. Improperly installed, adjusted or altered equipment by an unqualified person could result in death or serious injury. When working on the equipment, observe all precautions in the literature and on the tags, stickers, and labels that are attached to the equipment.



TOP DISCHARGE AREA SHOULD BE UNRESTRICTED FOR AT LEAST 1524 (5 FEET) ABOVE UNIT. UNIT SHOULD BE PLACED SO ROOF RUN-OFF WATER DOES NOT POUR DIRECTLY ON UNIT AND SHOULD BE AT LEAST 305 (12") FROM WALL AND ALL SURROUNDING SHRUBBERY ON TWO SIDES. OTHER TWO SIDES UNRESTRICTED



From Dwg. D152898

Model	Base	A	B	C	D	E	F	G	H	J	K
4A7A3060D	4	943 (37-1/8)	946 (37-1/4)	870 (34-1/4)	7/8	3/8	152 (6)	98 (3-7/8)	219 (8-5/8)	86 (3-3/8)	508 (20)

SOUND POWER LEVEL										
Model	A-Weighted Sound Power Level [dB(A)]	Full Octave Sound Power [dB]								
		63 Hz*	125 Hz	250 Hz	500 Hz	1000 Hz	2000 Hz	4000 Hz	8000 Hz	
4A7A3060D	80	47.3	55.7	69.0	72.7	75.8	69.4	62.2	53.3	

Note: Rated in accordance with AHRI Standard 270-2008 \*For reference only66

# Product Specifications

<b>OUTDOOR UNIT</b> <sup>(a)</sup> <sup>(b)</sup>	4A7A3060D1000P
POWER CONNS. — V/PH/HZ <sup>(c)</sup>	208/230/1/60
MIN. BRCH. CIR. AMPACITY	35
BR. CIR. PROT. RTG. — MAX. (AMPS)	50
<b>COMPRESSOR</b>	DURATION™- SCROLL
NO. USED — NO. STAGES	1 — 1
VOLTS/PH/HZ	208/230/1/60
R.L. AMPS <sup>(d)</sup> — L.R. AMPS	25.1 — 120
FACTORY INSTALLED	
START COMPONENTS <sup>(e)</sup>	NO
INSULATION/SOUND BLANKET	NO
COMPRESSOR HEAT	NO
<b>OUTDOOR FAN</b>	PROPELLER
DIA. (IN.) — NO. USED	27.5 — 1
TYPE DRIVE — NO. SPEEDS	DIRECT — 1
CFM @ 0.0 IN. W.G. <sup>(f)</sup>	4342
NO. MOTORS — HP	1 — 1/5
MOTOR SPEED R.P.M.	835
VOLTS/PH/HZ	200/230/1/60
F.L. AMPS	1.05
<b>OUTDOOR COIL — TYPE</b>	SPINE FIN™
ROWS — F.P.I.	1 — 24
FACE AREA (SQ. FT.)	24.93
TUBE SIZE (IN.)	3/8
<b>REFRIGERANT</b>	
LBS. — R-410A (O.D. UNIT) <sup>(g)</sup>	8 LBS., 0 OZ
FACTORY SUPPLIED	YES
LINE SIZE — IN. O.D. GAS <sup>(h)</sup>	7/8
LINE SIZE — IN. O.D. LIQ.	3/8
<b>CHARGING SPECIFICATIONS</b>	
SUBCOOLING	10°F
<b>DIMENSIONS</b>	H X W X D
CRATED (IN.)	42.4 x 35.1 x 38.7
<b>WEIGHT</b>	
SHIPPING (LBS.)	261
NET (LBS.)	226

(a) Certified in accordance with the Air-Source Unitary Air-conditioner Equipment certification program, which is based on AHRI standard 210/240.

(b) Rated in accordance with AHRI standard 270.

(c) Calculated in accordance with Natl. Elec. Codes. Use only HACR circuit breakers or fuses.

(d) This value shown for compressor RLA on the unit nameplate and on this specification sheet is used to compute minimum branch circuit ampacity and max. fuse size. The value shown is the branch circuit selection current.

(e) No means no start components. Yes means quick start kit components. PTC means positive temperature coefficient starter.

(f) Standard Air — Dry Coil — Outdoor

(g) This value approximate. For more precise value see unit nameplate.

(h) Max. linear length 60 ft.; Max. lift — Suction 60 ft.; Max. lift — Liquid 60 ft. For greater length consult refrigerant piping software Pub. No. 32-3312-0\* (\* denotes latest revision).

## Mechanical Specification Options

### General

The Outdoor Units are fully charged from the factory for up to 15 feet of piping. This unit is designed to operate at outdoor ambient temperatures as high as 115°F. Cooling capacities are matched with a wide selection of air handlers and furnace coils that are AHRI certified. The unit is certified to UL 1995. Exterior is designed for outdoor application.

### Casing

Unit casing is constructed of heavy gauge, galvanized steel and painted with a weather-resistant powder paint finish. The corner panels are prepainted. All panels are subjected to our 1,000 hour salt spray test .

### Refrigerant Controls

Refrigeration system controls include condenser fan, compressor contactor and low and high pressure switches. A factory supplied, field installed liquid line drier is standard.

### Compressor

The compressor features internal over temperature and pressure protection. Other features include: Centrifugal oil pump and low vibration and noise.

### Condenser Coil

The aluminum plate fin, copper tube outdoor coil provides low airflow resistance and efficient heat transfer. The coil is protected with a corrosion resistant mesh coil guard.

### Low Ambient Cooling

As manufactured, this system has a cooling capacity to 55°F. The addition of an evaporator defrost control permits operation to 40°F. The addition of an evaporator defrost control with TXV permits low ambient cooling to 30°F.

The addition of the BAYLOAM107A low ambient kit permits ambient cooling to 20°F.

**Thermostats**—Cooling only and heat/cooling (manual and automatic change over). Sub-base to match thermostat and locking thermostat cover.



Ingersoll Rand (NYSE: IR) advances the quality of life by creating comfortable, sustainable and efficient environments. Our people and our family of brands — including Club Car®, Ingersoll Rand®, Thermo King® and Trane® — work together to enhance the quality and comfort of air in homes and buildings; transport and protect food and perishables; and increase industrial productivity and efficiency. We are a global business committed to a world of sustainable progress and enduring results.



[ingersollrand.com](http://ingersollrand.com)



Ingersoll Rand has a policy of continuous product and product data improvements and reserves the right to change design and specifications without notice.  
We are committed to using environmentally conscious print practices.